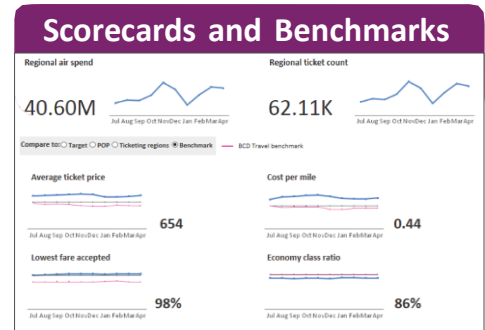
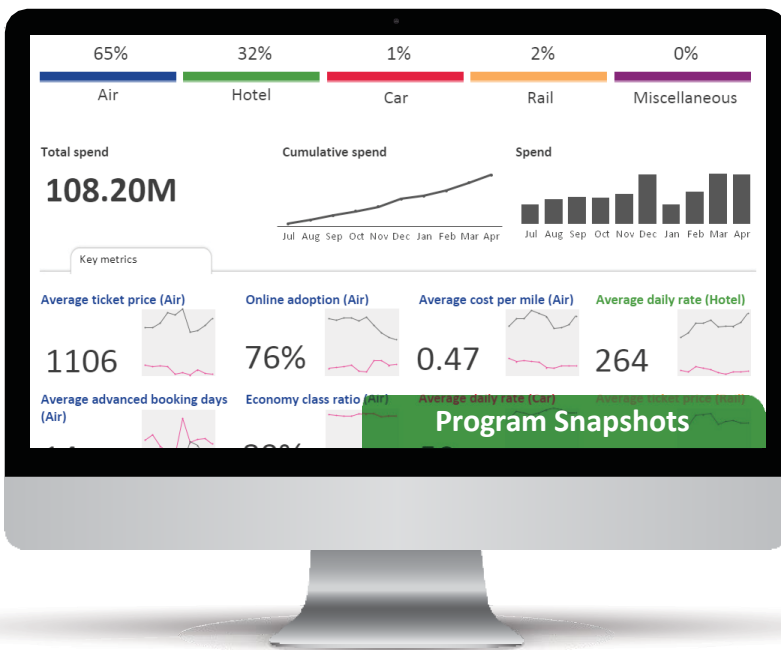


Data transformed into smart, actionable insight on demand

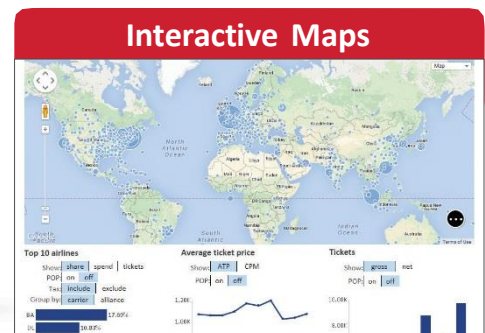
Travel programs are generating more and more data. You need a solution that puts that data to work for you. DecisionSource provides accurate, relevant information that helps you visualize answers and make fast, confident decisions.

Visualize better than ever before



Detailed Reports

Airline	Flights	Passengers	Spent	Revenue	Load Factor	On-Time	Accepted	Exchange	Adm Booked	% Trip Rights	% Corporate	Net Airfare	Net Airfare (USD)
REGIATAIRWAYS	83	30	9%	100%	9%	7%	84%	100%				73,721.83	11
BAJAGLOWAYS	72	30	100%	100%	12%	9%	89%	100%				74,811.58	12
AFRYAN	72	30	51%	100%	16%	20%	16%	4%				70,294.92	23
BATYR	66	28	100%	100%	13%	87%	44%	83%				78,481.78	16
FEYENGO	64	28	87%	100%	12%	87%	21%	100%				76,546.55	13
LOOMSHAGURKA	68	28	72%	100%	16%	62%	30%	100%				75,284.20	21
BOHAWAZHRI	76	30	86%	77%	8%	100%	33%	87%				69,310.20	16
MOHAWZENO	65	28	100%	100%	8%	84%	28%	100%				58,464.87	25
PAUTIRAREAS	72	30	72%	100%	17%	79%	60%	100%				58,762.70	14
SHAFWERTINA	67	30	9%	100%	9%	67%	50%	100%				57,114.40	6
WILLAWLAWBERE	78	30	100%	100%	8%	8%	38%	100%				52,238.40	8
GARDALANARUS	23	30	46%	27%	20%	7%	71%	2%				45,735.40	15
WOLIDA	60	30	7%	100%	20%	70%	20%	100%				38,665.40	9
BOHAWAZHRI	76	30	20%	100%	9%	80%	21%	100%				41,695.72	16
WANDAWAZHRI	79	30	51%	100%	13%	50%	80%	100%				41,481.34	8
WANDAWAZHRI	80	28	100%	100%	23%	44%	10%	100%				40,465.20	8
WANDAWAZHRI	80	28	91%	100%	9%	100%	65%	62%				41,075.10	20
WANDAWAZHRI	80	28	100%	100%	9%	94%	87%	81%				42,273.26	18
WANDAWAZHRI	82	30	71%	100%	23%	30%	40%	100%				41,658.80	13
WANDAWAZHRI	108	28	100%	100%	9%	100%	32%	100%				46,431.22	7
Others	80	28	73%	100%	9%	46%	88%	79%				20,884,815.12	20,387
Total	80	28	72%	100%	9%	46%	88%	79%				21,750,716.69	20,620



Make educated, confident decisions

DecisionSource presents your data in a way that's useful and makes sense so you can:

- Strengthen deals with supplier KPI's and Advito's Quality of Service Index.
- Put program results into context by setting targets and benchmarks.
- Present your program performance with accurate, compelling visuals.
- Monitor and manage risk, compliance and spend even before trips begin.
- Analyze traveler behavior with compliance dashboards and drill down to traveler detail.

The power is at your fingertips

Accurate, consolidated travel data, all transformed into actionable intelligence on-demand, which puts the power to reduce costs and hit your program goals at your fingertips. DecisionSource helps you run a smarter program that gets support from stakeholders and plays a bigger part in company success.

For more information, please contact your Acendas Sales Representative or visit acendas.com.